



## All-Plastic Swing Check Valves

3", 4", 6" and 8" - PVC, PPL and Corzan® CPVC



### Twice The Temperature/Pressure Rating Of Other Plastic Swing Check Valves

Hayward swing check valves have up to twice the temperature/pressure rating of other plastic swing check valves...and can often replace metal valves in many applications. Compare the temperature/pressure rating of Hayward Swing Check Valves to others – and see the difference.

### Unique Two-In-One Seat™ Design

Swing check valves are often used with slurries or other liquids that can damage the valve seat. A damaged seat in an ordinary swing check results in a useless, destroyed valve. But not with Hayward Swing Check Valves. They feature a unique *Two-In-One Seat™* design that doubles the valve's service life. The valve body is constructed from two identical halves. If one seat is damaged, simply re-position the clapper so that it seats against the other body seat. Then, reverse the valve in the pipeline. The valve is again ready for service.

### Built-In O-Ring Flange Seals

Hayward Swing Check Valves are furnished ready for installation with two built-in O-ring flange seals. There is no need to purchase additional, expensive flange gaskets.

### Self-Aligning Clapper Seal

Bubble-tight checking, with a minimum of only 3 PSI back pressure, is assured with Hayward's rugged, self-aligning clapper seal design.

### No Corrosion – Ever!

Because of their all-plastic construction, Hayward Swing Check Valves will never stick or jam as a result of rust or corrosion. And they can survive corrosive environments and harsh weather conditions, places where a metal check valve has to be painted or epoxy-coated just to survive.

### Features

- FPM or EPDM Seals
- Flanged Connections
- Two Drain Ports
- Horizontal or Vertical Installation (counterweight recommended)
- No Flange Gaskets Required

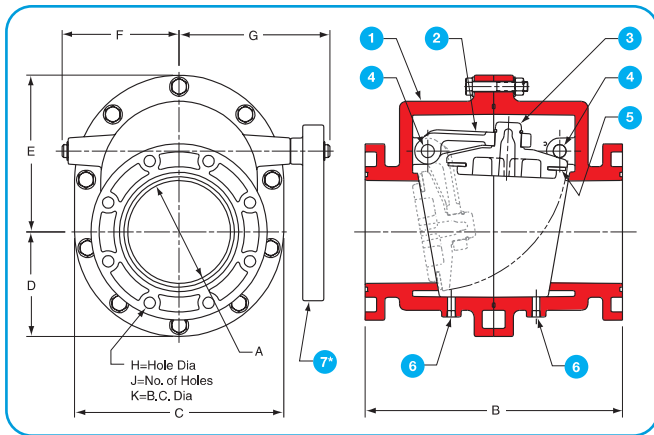
### Options

- Counterweight for Closing Assistance
- Limit Switch for Position Indication
- Spring Assist Closure

Corzan® is a registered trademark of Noveon, Inc.



## Technical Information



### Parts List

- |              |                              |
|--------------|------------------------------|
| 1. Body      | 5. Seal                      |
| 2. Swing Arm | 6. Drain Plug (2)            |
| 3. Clapper   | 7. Counter Weight (Optional) |
| 4. Shaft*    |                              |
- \*PVC with PVC valves  
PVDF with PPL valves  
CPVC with CPVC valves

### Selection Chart

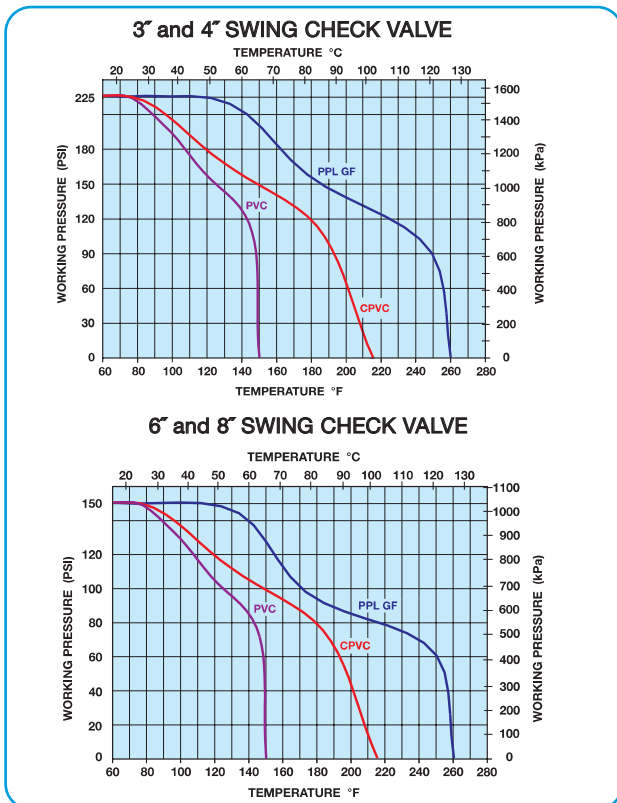
Sizes	Material	End Conn.	Seals	Pressure Rating
3" and 4"	PVC, Glass	Flanged	Viton® or EPDM	225 PSI @ 70°F
6" and 8"	Reinforced PPL or CPVC			150 PSI @ 70°F

### Dimensions - Inches / Millimeters

Size	A	B	C	D	E	F	G	H	J	K	Minimum Back Pressure To Close - PSI	Weight (lb / kg)
3 / 75	3.00 / 76	10.24 / 260	7.50 / 190	3.75 / 95	5.21 / 132	3.90 / 99	4.91 / 48	0.625 / M16	4	6.00 / 150	3	10 / 4.5
4 / 100	3.90 / 99	11.81 / 300	9.25 / 235	4.63 / 117	6.75 / 171	4.80 / 122	6.15 / 156	0.625 / M16	8	7.50 / 180	3	21 / 9.5
6 / 150	5.91 / 150	15.75 / 400	12.75 / 323	6.38 / 162	9.25 / 235	6.47 / 164	8.30 / 210	0.75 / M20	8	9.50 / 240	3	47 / 21.4
8 / 200	7.87 / 199	19.69 / 500	16.00 / 406	8.00 / 203	12.00 / 304	8.96 / 227	11.54 / 293	0.75 / M20	8	11.75 / 295	3	90 / 41.0

DIN metric flange standard

### Operating Temperature/Pressure



### Cv Factors

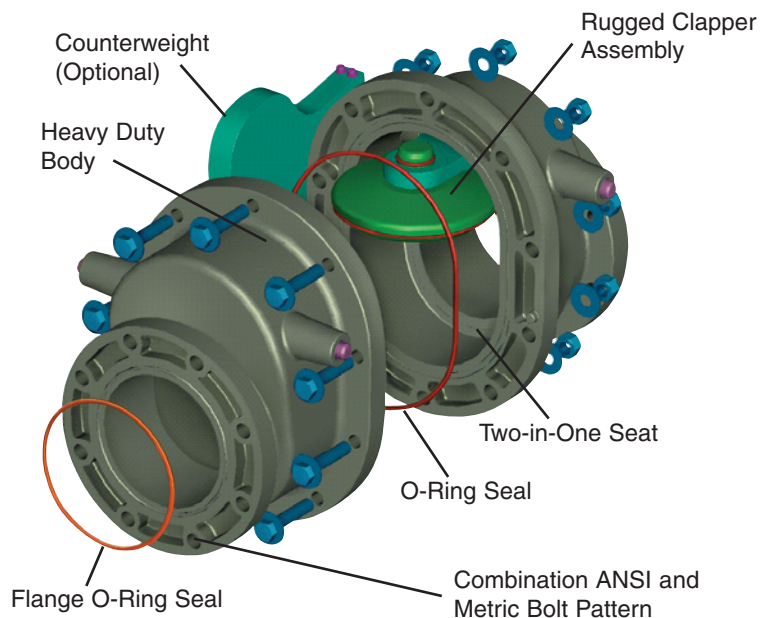
Valve Size	Factor
3"	328
4"	514
6"	1278
8"	2549

### Pressure Loss Calculation Formula

$$\Delta P = \left[ \frac{Q}{C_v} \right]^2$$

ΔP = Pressure drop  
Q = Flow in GPM  
Cv = Flow coefficient

### Features



Viton® is a registered trademark of DuPont